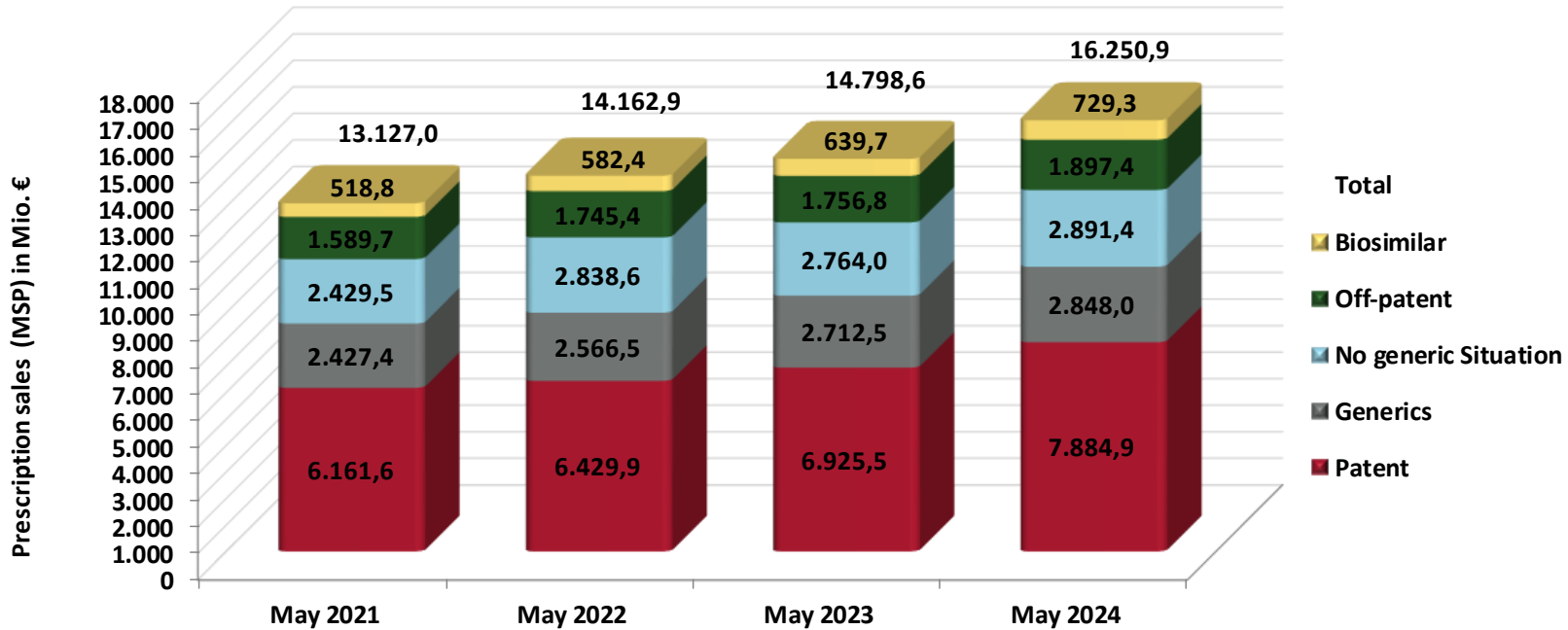




Latest data on the SHI market

Sales development May 2021 – 2024

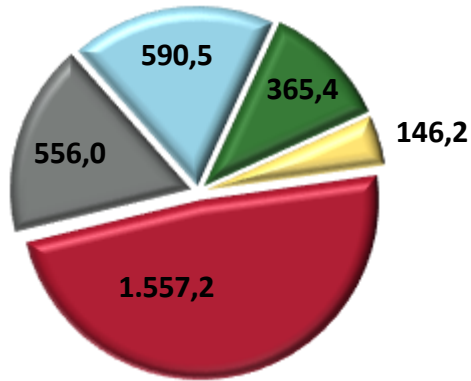


Sales development in the overall SHI market and by market segment. Source: NVI (INSIGHT Health)

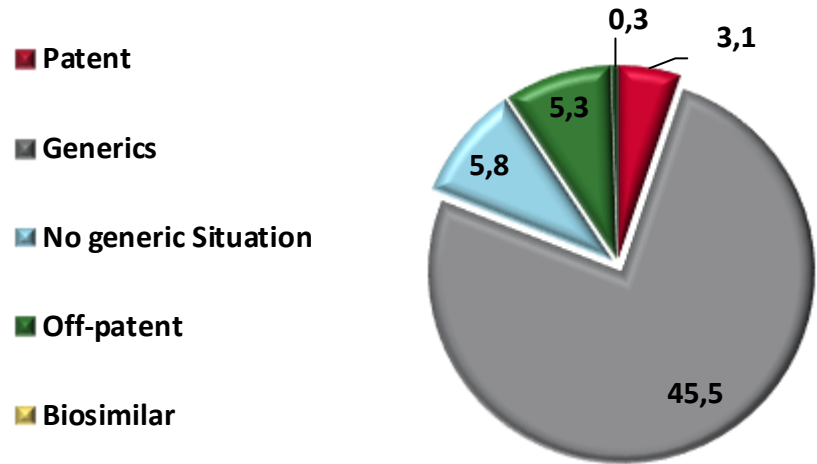
SHI market overview by market segments

May 2024

Prescription sales (MSP) in Mio. €



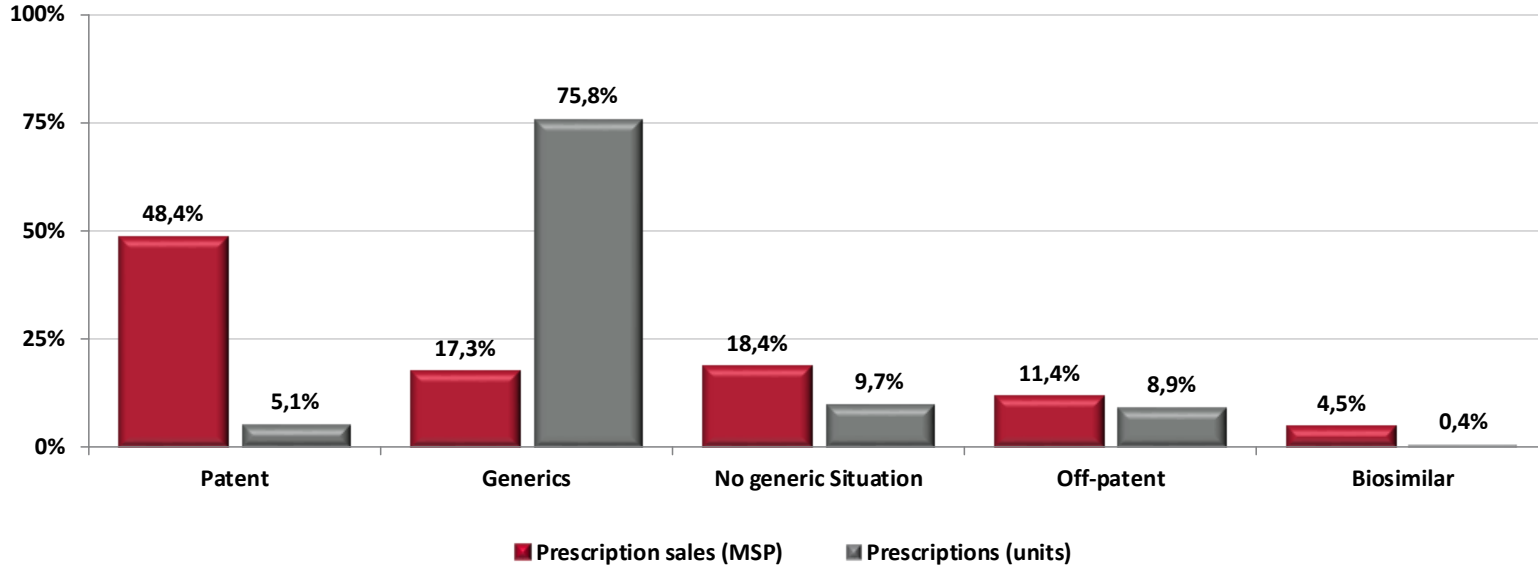
Prescriptions (units) in Mio.



Sales and prescription trends in the overall SHI market and by market segment. Source: NVI (INSIGHT Health)

SHI market overview by market segments

May 2024



SHI market by market segment, comparison of sales and number of prescriptions. Source: NVI (INSIGHT Health)

Sales and prescriptions in SHI market segments and associated rates of change May 2024

	May 2024				YTD May 2024			
	Prescription sales (in Mio. €)	Change on prior year	Prescriptions (in thou.)	Change on prior year	Prescription sales (in Mio. €)	Change on prior year	Prescriptions (in thou.)	Change on prior year
Total market	3.215,3	4,40%	59.973,6	-2,20%	16.250,9	9,80%	313.053,5	3,10%
Patent	1.557,2	6,10%	3.080,5	-1,20%	7.884,9	13,90%	16.131,0	7,90%
Generics	556,0	-0,30%	45.474,0	-0,90%	2.848,0	5,00%	235.724,0	4,00%
No generic Situation	590,5	7,50%	5.823,5	-2,90%	2.891,4	4,60%	30.645,7	-3,70%
Off-patent	365,4	-1,10%	5.329,4	-11,80%	1.897,4	8,00%	29.201,1	0,40%
Biosimilar	146,2	7,50%	266,1	-3,40%	729,3	14,00%	1.351,7	2,30%

Sales by MSP, prescriptions correspond to the number of SHI prescriptions billed. Source: NVI (INSIGHT Health)

INSIGHT Health GmbH

Auf der Lind 10 a/3

65529 Waldems-Esch / Germany

T +49 6126 955-0

info@insight-health.de



Ein Unternehmen der

